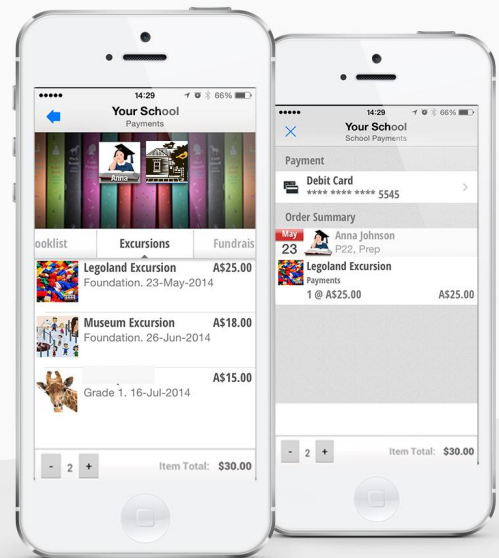


For quicker, hassle-free school payments, try *Qkr!* today



Introducing *Qkr!* (pronounced 'quicker') by MasterCard: the easy-to-use phone app that gives you the flexibility to place orders at a time and place that suits you. *Qkr!*:

- Saves you time by letting you order and pay for school items directly from your phone;
- Reduces the need for your child to bring cash to school;
- Reduces the time school staff spend on administrative tasks



Getting started is easy - try it yourself today

Step 1 Download *Qkr!*

on your Android phone or iPhone. iPad users can download iPhone app



Step 2 Register

Select your Country of Residence as 'Australia' and follow the steps to register


Step 3 Find our school

Scan the QR code or search for our school name. Our school will also appear in "Locations Nearby" if you are within 4kms of the school

Step 4 Register your children

When first accessing your school menu, you will be prompted to register your child. This allows you to make school orders on their behalf.

Scan QR code provided by your school



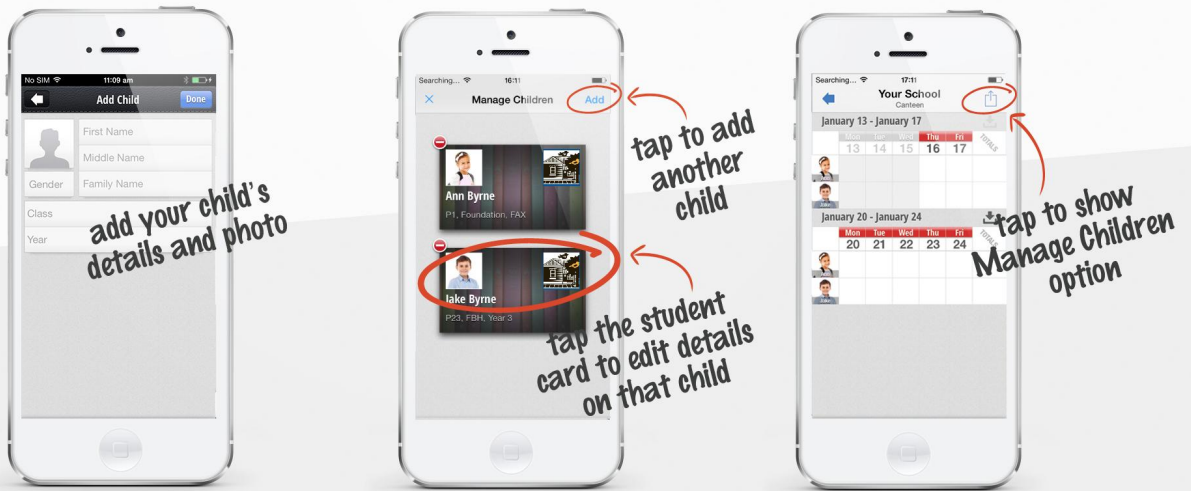
If within 4kms of the school, you can select from "Locations Nearby"

Or search for our school name

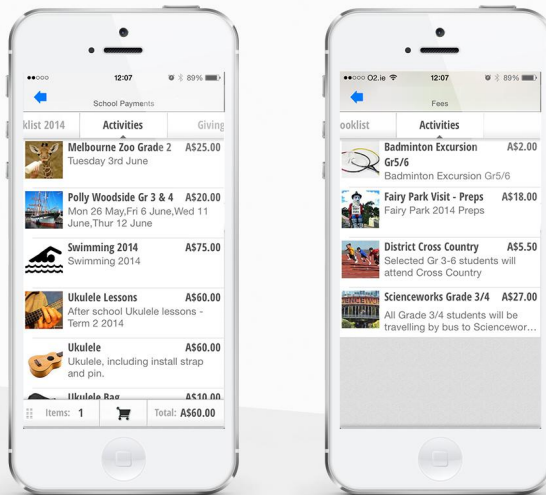


Now you're ready to order directly from your phone...

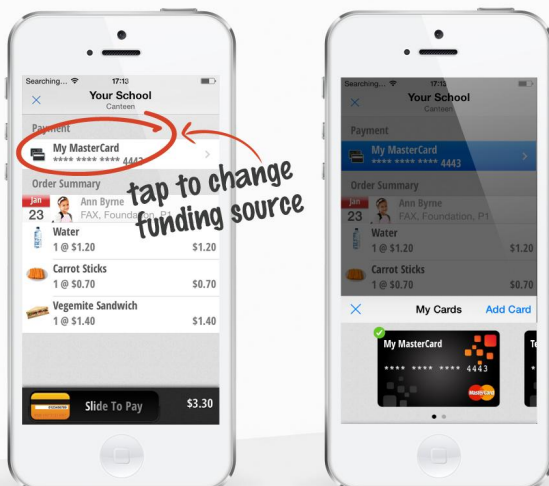
Manage your children's details



Purchase school items



Add multiple payment cards



Pay with any scheme credit, debit or pre-paid card accepted by the school. At checkout, you can select from any of your registered cards.



We want your feedback!

Please send your comments or suggestions on how the Qkr! service could be improved to the school office.